



## Taxation FAQ

v 3.0

---

## Contents

DO I NEED TO SUBSCRIBE TO ANY TAX SERVICE? .....	2
WHAT ADDRESS IS USED FOR THE TAX DETERMINATION? .....	2
HOW DO I KNOW WHICH PRODUCTS ARE TAXABLE? .....	2
WHAT IF I HAVE A SPECIAL TAX OVERRIDE OR A FLAT VAT RATE? .....	3
CAN I TAX ON RETAIL VS. WHOLESALE? .....	3
HOW DOES TAX GET CALCULATED? .....	4
DOES EXIGO HANDLE TAXABILITY RULES OR JURISDICTION REGISTRATION? .....	4
WHAT IF A CUSTOMER CLAIMS THERE IS A RECENT CHANGE TO THEIR TAX RATES THAT HAVE NOT BEEN UPDATED IN EXIGO? .....	4

## DO I NEED TO SUBSCRIBE TO ANY TAX SERVICE?

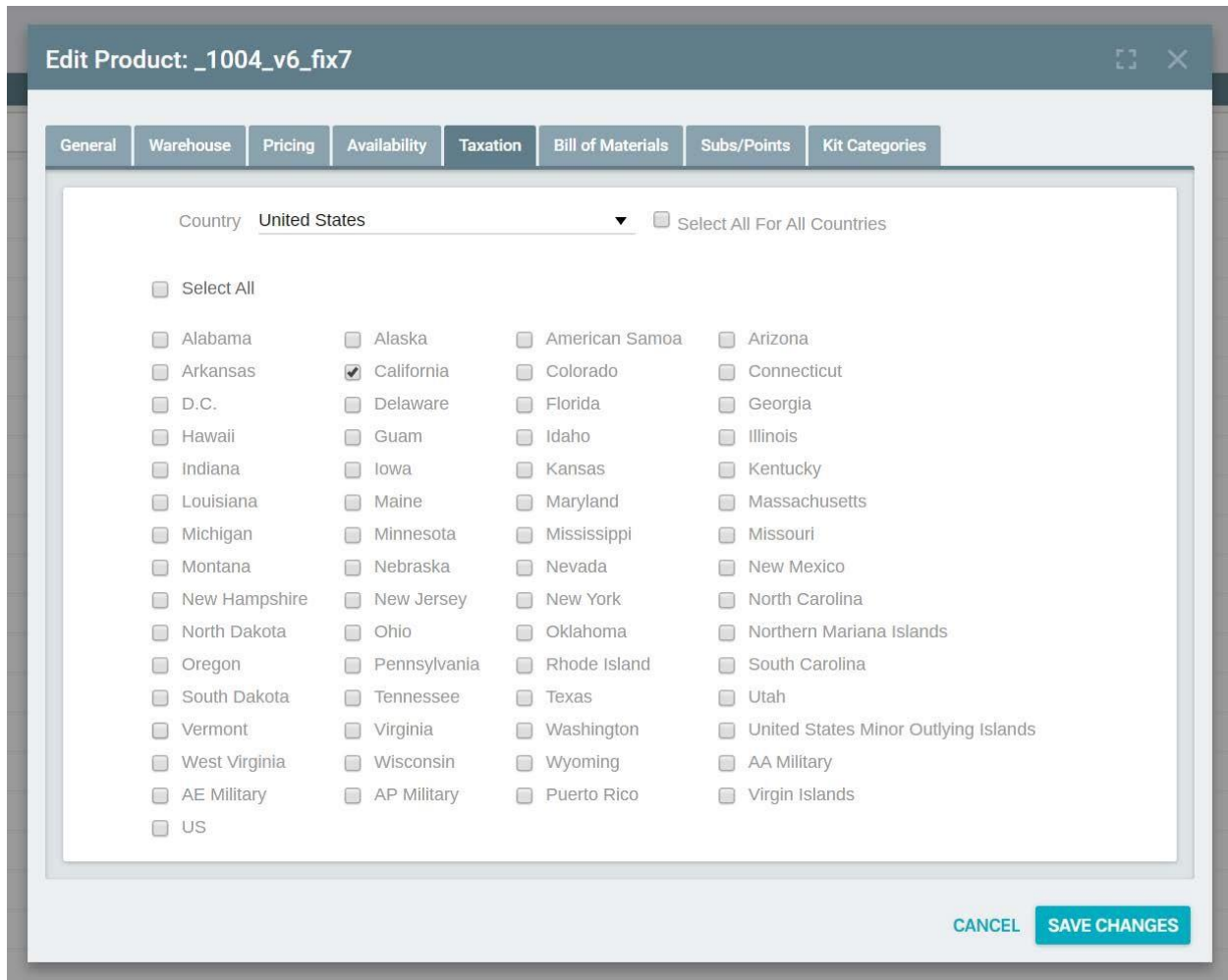
Exigo manages tax tables that contain the tax rates for all counties/states/cities in the United States. These tax tables are updated monthly through a service that we subscribe to. It is not necessary for you to obtain tax rate information; we have it for you. If you have tax rates for other countries, then you would be able to set the flat rate by country.

## WHAT ADDRESS IS USED FOR THE TAX DETERMINATION?

Each time an order is placed, the “ship to” address of the order determines the tax city, tax state, tax zip, and tax county. The tax tables are then referenced to determine what combined tax rate should be used for the order.

## HOW DO I KNOW WHICH PRODUCTS ARE TAXABLE?

Each item/sku in Exigo is then configured for taxation. The item can be marked as taxable everywhere, or the item can be marked as taxable only in certain states. The example below shows that this item is taxable only in California. So, if the “ship to” address of the order falls in California, then the item will be taxed.



**Edit Product: \_1004\_v6\_fix7**

General Warehouse Pricing Availability **Taxation** Bill of Materials Subs/Points Kit Categories

Country United States  Select All For All Countries

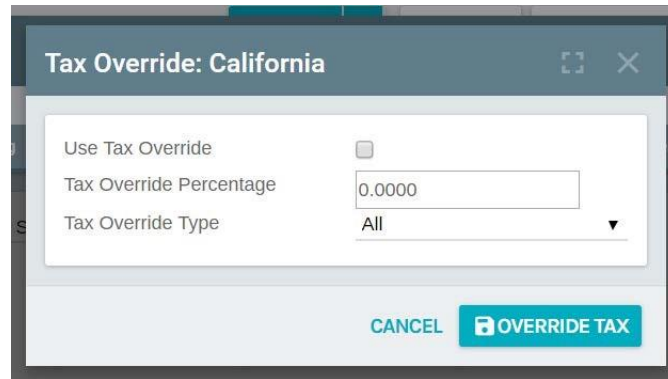
Select All

<input type="checkbox"/> Alabama	<input type="checkbox"/> Alaska	<input type="checkbox"/> American Samoa	<input type="checkbox"/> Arizona
<input type="checkbox"/> Arkansas	<input checked="" type="checkbox"/> California	<input type="checkbox"/> Colorado	<input type="checkbox"/> Connecticut
<input type="checkbox"/> D.C.	<input type="checkbox"/> Delaware	<input type="checkbox"/> Florida	<input type="checkbox"/> Georgia
<input type="checkbox"/> Hawaii	<input type="checkbox"/> Guam	<input type="checkbox"/> Idaho	<input type="checkbox"/> Illinois
<input type="checkbox"/> Indiana	<input type="checkbox"/> Iowa	<input type="checkbox"/> Kansas	<input type="checkbox"/> Kentucky
<input type="checkbox"/> Louisiana	<input type="checkbox"/> Maine	<input type="checkbox"/> Maryland	<input type="checkbox"/> Massachusetts
<input type="checkbox"/> Michigan	<input type="checkbox"/> Minnesota	<input type="checkbox"/> Mississippi	<input type="checkbox"/> Missouri
<input type="checkbox"/> Montana	<input type="checkbox"/> Nebraska	<input type="checkbox"/> Nevada	<input type="checkbox"/> New Mexico
<input type="checkbox"/> New Hampshire	<input type="checkbox"/> New Jersey	<input type="checkbox"/> New York	<input type="checkbox"/> North Carolina
<input type="checkbox"/> North Dakota	<input type="checkbox"/> Ohio	<input type="checkbox"/> Oklahoma	<input type="checkbox"/> Northern Mariana Islands
<input type="checkbox"/> Oregon	<input type="checkbox"/> Pennsylvania	<input type="checkbox"/> Rhode Island	<input type="checkbox"/> South Carolina
<input type="checkbox"/> South Dakota	<input type="checkbox"/> Tennessee	<input type="checkbox"/> Texas	<input type="checkbox"/> Utah
<input type="checkbox"/> Vermont	<input type="checkbox"/> Virginia	<input type="checkbox"/> Washington	<input type="checkbox"/> United States Minor Outlying Islands
<input type="checkbox"/> West Virginia	<input type="checkbox"/> Wisconsin	<input type="checkbox"/> Wyoming	<input type="checkbox"/> AA Military
<input type="checkbox"/> AE Military	<input type="checkbox"/> AP Military	<input type="checkbox"/> Puerto Rico	<input type="checkbox"/> Virgin Islands
<input type="checkbox"/> US			

CANCEL **SAVE CHANGES**

### WHAT IF I HAVE A SPECIAL TAX OVERRIDE OR A FLAT VAT RATE?

If a state tax rate needs to be modified, then the override can be used. Simply click on the state you wish to override. For example, some items are reduced to 1% tax in California. This example shows how the override would be handled:



The screenshot shows a dialog box titled "Tax Override: California". It contains the following fields:

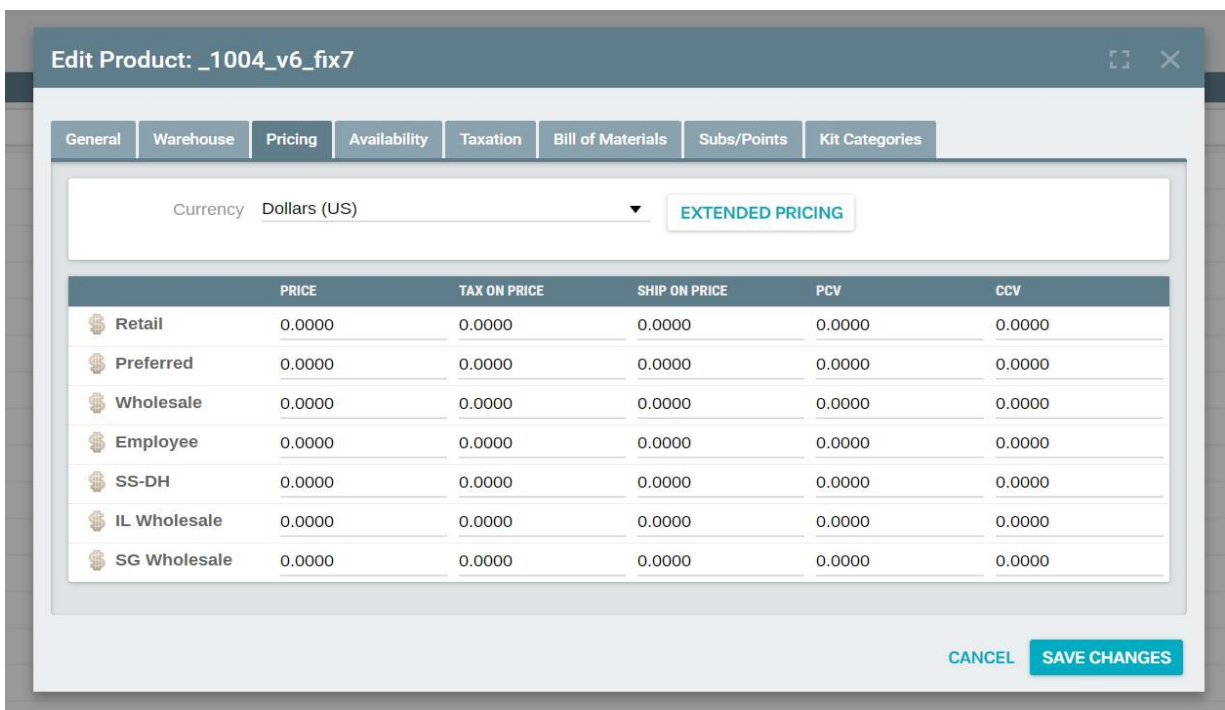
- Use Tax Override:** A checkbox that is currently unchecked.
- Tax Override Percentage:** A text input field containing "0.0000".
- Tax Override Type:** A dropdown menu currently set to "All".

At the bottom of the dialog, there are two buttons: "CANCEL" and "OVERRIDE TAX".

You can also use this same feature for each region in a country that requires a flat VAT. If you need to set 12% for each region in Mexico for example.

### CAN I TAX ON RETAIL VS. WHOLESALE?

The price of a product can be used to determine the Tax on Price. For each item, you would set the Tax on Price (TOP) when you define the price points. In this example, the product is taxed on the retail value of the item when it is sold to retail or preferred customers. The product is taxed on the wholesale value of the item when it is sold to Distributors who buy at wholesale:



The screenshot shows a dialog box titled "Edit Product: \_1004\_v6\_fix7". It has several tabs: "General", "Warehouse", "Pricing", "Availability", "Taxation", "Bill of Materials", "Subs/Points", and "Kit Categories". The "Pricing" tab is selected.

Under the "Pricing" tab, there is a "Currency" dropdown set to "Dollars (US)" and a button labeled "EXTENDED PRICING".

Below this is a table with the following columns: PRICE, TAX ON PRICE, SHIP ON PRICE, PCV, and CCV. The table contains the following rows:

	PRICE	TAX ON PRICE	SHIP ON PRICE	PCV	CCV
🏠 Retail	0.0000	0.0000	0.0000	0.0000	0.0000
🏠 Preferred	0.0000	0.0000	0.0000	0.0000	0.0000
🏠 Wholesale	0.0000	0.0000	0.0000	0.0000	0.0000
🏠 Employee	0.0000	0.0000	0.0000	0.0000	0.0000
🏠 SS-DH	0.0000	0.0000	0.0000	0.0000	0.0000
🏠 IL Wholesale	0.0000	0.0000	0.0000	0.0000	0.0000
🏠 SG Wholesale	0.0000	0.0000	0.0000	0.0000	0.0000

At the bottom of the dialog, there are two buttons: "CANCEL" and "SAVE CHANGES".

## HOW DOES TAX GET CALCULATED?

When an order is created, tax is calculated based on the following key points:

- The tax on price for all items that are marked as taxable.
- The state in the “ship to” address.
- The tax rate and any adjustments for reductions is determined and the tax amount is calculated.

## DOES EXIGO HANDLE TAXABILITY RULES OR JURISDICTION REGISTRATION?

Exigo provides the features that allow a company to configure and setup their taxation rules by product.

Exigo DOES NOT determine the taxability of their products. For example, we will not determine that an item is a Dietary Supplement and advise you on which states the items should be taxed in and what rate or reduced rate should be used. The client will need to determine this on their own or use third party vendors or their legal advisors.

Additionally, any registering in state jurisdictions for taxation purposes falls outside the set of services that Exigo provides.

## WHAT IF A CUSTOMER CLAIMS THERE IS A RECENT CHANGE TO THEIR TAX RATES THAT HAVE NOT BEEN UPDATED IN EXIGO?

You can override the tax rates that are pulled from our rate tables on a customer basis. From the customer screen, click on Edit Customer. From the popup screen, go to the Other tab. The override fields are found at the bottom of the tab.

**Customer Info**

General	Payment Info	Commission	Other	User Defined	Notes
Sales Tax ID <input type="text" value="Sales Tax ID"/>				<input type="checkbox"/> Sales Tax Exempt	
Sales Tax Exempt Expires <input type="text" value="Sales Tax Exempt Expires"/>					
GST <input type="text" value="GST"/>				<input type="checkbox"/> Exempt	
PST <input type="text" value="PST"/>				<input type="checkbox"/> Exempt	
HST <input type="text" value="HST"/>				<input type="checkbox"/> Exempt	
Language <input type="text" value="English"/>					
State Tax Override <input type="text"/>					
County Tax Override <input type="text"/>					
City Tax Override <input type="text"/>					
New Date 1 <input type="text" value="Date 1"/>					
Date 2 <input type="text" value="Date 2"/>					
Date 3 <input type="text" value="Date 3"/>					
Date 4 <input type="text" value="Date 4"/>					
Date 5 <input type="text" value="Date 5"/>					